

Park Impact Fees (Effective February 1, 2021)					
		Neighborhood Parks			Community Parks
		Sector 1	Sector 2	Sector 3	
Dwelling Type	Bedrooms	Fee per Unit	Fee per Unit	Fee per Unit	Fee per Unit
Single Family	1-2	\$364	\$772	\$387	\$583
	3	\$532	\$1,135	\$577	\$859
	4	\$691	\$1,472	\$743	\$1,116
	5 or more	\$776	\$1,653	\$838	\$1,248
Garden Apts. (Apts over 4 units. Not exceeding 3 stories)	1	\$201	\$436	\$221	\$329
	2	\$327	\$702	\$360	\$531
	3	\$589	\$1,255	\$633	\$950
Town Houses	2	\$336	\$728	\$367	\$553
	3	\$488	\$1,037	\$523	\$781
High Rise Apts (4 floors or more)	All	\$242	\$524	\$267	\$395
Duplex, or Triplex, or Fourplex	1	\$201	\$439	\$220	\$327
	2	\$359	\$759	\$380	\$575
	3	\$570	\$1,211	\$613	\$920
Mobile Homes	1	\$324	\$695	\$359	\$524
	2	\$403	\$856	\$431	\$641
	3	\$581	\$1,235	\$632	\$938

CITY OF POMPANO BEACH PARK IMPACT FEE BOUNDARIES






1 in = 5,000 ft

Community Park District is Citywide



LEGEND

-  Sector 1
-  Sector 2
-  Sector 3